



## SafeSport Abuse Prevention Training via the U.S. Center for SafeSport: New or Returning Users Help Guide

**SafeSport Abuse Prevention Training** is a yearly requirement. The first course is Core Training (1.5 hours).

Once you have created your account in the U.S. Center for SafeSport, click [here](#) for directions on how to access the training in different languages.

### **New SafeSport Users:**

To create your U.S. Center for SafeSport account, you must use the exact same first and last name and email address you used for your Mass Youth Soccer registration.

- If you do: your certificate will be automatically saved to your Sports Connect account.
- If you do not: you must upload your certificate to your [Sports Connect account](#).
- Download your certificate of completion in case you are not auto approved.

1. After you register online with Mass Youth Soccer, go back and log into your [Sports Connect account](#) and select **“My Account.”**
2. Click on the **“Certificates”** tab that is located under your photo.
3. Click on the SafeSport training link with Enrollment Key.
4. Complete the pop-up “Sign Up” form adding all required information to create your account, choose your “Role” and add the name of the sport you are participating in (Soccer), and then click the blue “Sign Up” button and agree to terms and conditions.
5. **Click on “CATALOG”** and enroll in the “SafeSport Trained – U.S. Soccer Federation” course and take the 90-minute Core training.
6. Download your Certificate of Completion.

If your certificate is not auto approved in your Sports Connect account within 24 hours, log into your account and upload your certificate for manual verification/approval.

To upload:



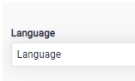
- click on the “Certificates” tab.
- scroll down and click on the box that says **“SafeSport.”**
- choose your certificate and click upload.

## Returning SafeSport Users

1. Go to <https://safesporttrained.org/>.
2. Login (top right of landing page) and follow all prompts. After you log into your account the enrollment key will popup, click on enroll, then my courses next, click on the catalog button to show all available courses.
3. Download your certificate of completion and save.

For assistance with SafeSport, contact the [SafeSport Help Desk online](#) or call 1-720-676-6417.

## To access the training in other languages:

1. Log into SafeSport and click on Profile icon: 
2. Click on Edit Profile: 
3. Scroll down to Language drop down: 

## Policy Information:

**SafeSport Abuse Prevention Training** is a yearly requirement. The first course is Core Training (1.5 hours).

- Adults who continue to participate must complete a refresher course (30 minutes) on an annual basis. After the 3rd refresher course, they will take Core Training again.
- Your Mass Youth Soccer registration (Sports Connect account) is connected to the U.S. Center for SafeSport. To be auto approved, you must have the exact same first and last name and email address in both your adult registration and SafeSport accounts.
- Video tutorial: <https://www.youtube.com/watch?v=5V1nexG-Pe0>

**NOTE:** You will not see an expiration date in your adult registration account for this training. Training must be taken anytime within the calendar year of which the adult is registering into (ex: for Fall 2021-Spring 2022, training must have been completed January 1, 2021 or later).

If you see a cloud with an upload arrow, it is time to take/retake that training. If you see a check mark and the word verified, you cannot upload your new certificate and may be all set for this registration year. If you are unsure how to proceed, or need assistance, contact your organization's Risk Manager.