




## HOW TO MANAGE POP-UP BLOCKERS

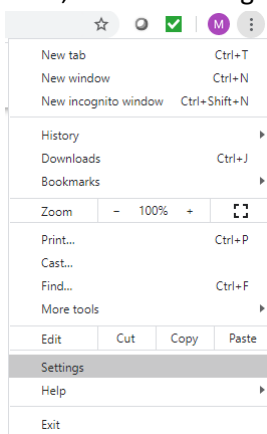
Occasionally during use of the system various functions open new windows. The Pop-Up Blocker in your browser may prevent this window from opening. Below are steps to disable your pop-up blocker in Chrome and Mozilla/Firefox web browsers.

### Contents

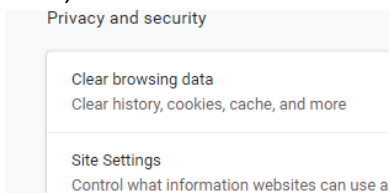
- The **pop-up blocker in Chrome** can be turned off using the following steps..... 1
- The **Pop-Up Blocker in Mozilla/Firefox** can be turned off using the steps below ..... 2

**The pop-up blocker in Chrome can be turned off using the following steps.**

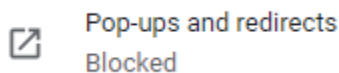
1. On your computer, open Chrome.
2. At the top right, click on the three dots. 
3. Next, click on Settings.



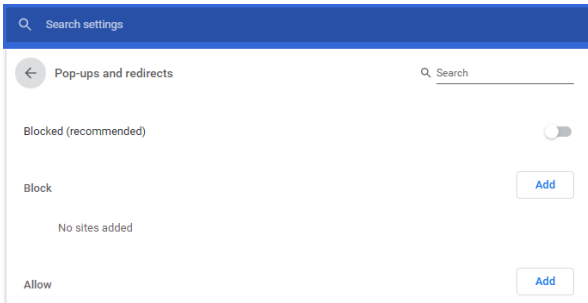
4. Then, scroll down towards the bottom and click on Site Settings.




5. Click Pop-ups and redirects.

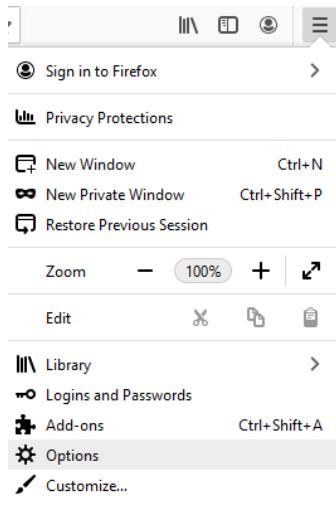


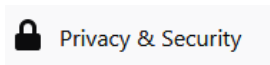
6. At the top, turn the setting to Allowed or Blocked.



## The Pop-Up Blocker in Mozilla/Firefox can be turned off using the steps below

1. In the upper right corner select the settings icon 
2. Select Options



3. On the left-hand side, select Privacy & Security. 

4. Scroll down to Permissions and uncheck Block pop-up windows, or use the Exceptions and add U.S. Soccer Connect as a site allowed to show pop-ups.

