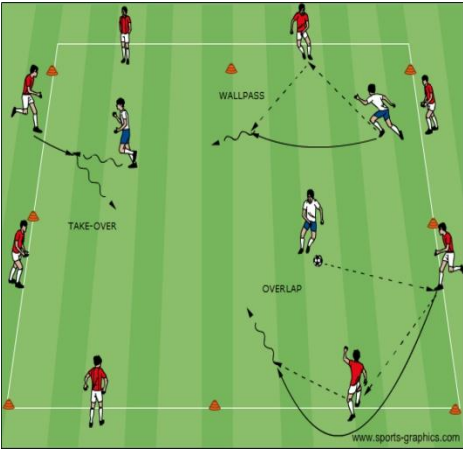
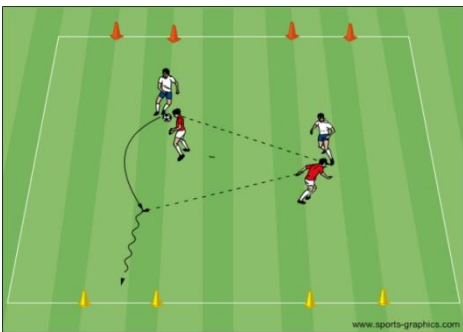
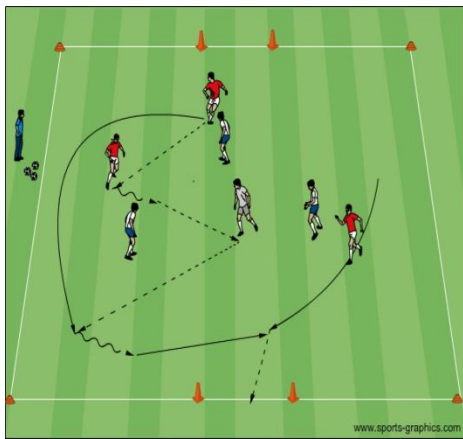


## Topic: Combination Play

**Objective: To assist players to recognize when to combine with teammates and what combination is appropriate to use**

Technical Warm up	Organization	Coaching Pts.
	<p><b><u>Dutch Square:</u></b> Half the players create a square in a defined space with a ball. Players without balls are in the middle and check to receive a pass from outside players. Once they are inside, players have the ball and they look to connect a pass with another outside player. Review technique of passing &amp; receiving</p> <ul style="list-style-type: none"> <li>➤ Introduce Take Overs</li> <li>➤ Introduce Wall Passes</li> <li>➤ Introduce Overlaps</li> </ul> <p style="text-align: right;"><i>Time: 15 minutes</i></p>	<p><b>General</b></p> <ul style="list-style-type: none"> <li>• Quality technique while passing and receiving</li> <li>• Be patient &amp; let opportunities develop</li> <li>• Positive environment to encourage creative and instinctive play</li> <li>• Communication</li> </ul> <p><b>Takeover</b></p> <ul style="list-style-type: none"> <li>• 2<sup>nd</sup> attacker runs directly at the 1<sup>st</sup> attacker from the opposite direction</li> <li>• 1<sup>st</sup> attacker protects the ball from the 1<sup>st</sup> defender by keeping body between ball and defender</li> <li>• 1<sup>st</sup> attacker leaves the ball and 2<sup>nd</sup> attacker takes the ball using same foot (right to right or left to left)</li> <li>• Simple communication: “take” or “leave”</li> </ul> <p><b>Wall Pass</b></p> <ul style="list-style-type: none"> <li>• 1<sup>st</sup> attacker dribbles at 1<sup>st</sup> defender</li> <li>• 2<sup>nd</sup> attacker is slightly ahead of defender in good supporting angle turned sideways on</li> </ul>
<p><b>Small Sided Game</b></p> 	<p><b><u>2v2 to 4 Goals:</u></b> Two teams trying to score through the cone goals by passing or dribbling, looking for the appropriate chance to execute a combination. Stress the opportunities to combine (wall passing, overlaps, and takeovers).</p> <p style="text-align: right;"><i>Time: 15 minutes</i></p>	<ul style="list-style-type: none"> <li>• 1<sup>st</sup> attacker reads defenders and supporting cues; decide to dribble or play a wall pass</li> <li>• Disguise, deception of pass, and runs</li> <li>• Accuracy and quality of pass</li> <li>• Look for opportunities to create numbers up situations (2v1, 3v1 etc)</li> </ul>
<p><b>Exp. Small Sided Game</b></p> 	<p><b><u>3v3 or 4v4 +1:</u></b> In a 25x30 yd. grid, two teams of 3 or 4 players, each with a neutral player who plays for the team in possession of the soccer ball, will play to score by passing through the cones. A goal scored after a combination play is worth 5 points.</p> <p style="text-align: right;"><i>Time: 20 minutes</i></p>	<ul style="list-style-type: none"> <li>• 1<sup>st</sup> attacker dribbles at 1<sup>st</sup> defender creating space for 2<sup>nd</sup> attacker to overlap into; ball gets played into live space</li> </ul>
<p><b>Game</b></p>	<p><b>Organization</b></p>	<p><b>Coaching Pts.</b></p>
<p><b>6v6 to 8v8 Scrimmage</b></p>	<p>If 6v6, play in a 45x60 yd. field. If 8v8, play in a 55x80 yd. field. Play with Goalkeepers and encourage them to communicate with teammates.</p>	<ul style="list-style-type: none"> <li>• All of the above</li> </ul> <p style="text-align: right;"><i>Time: 30 minutes</i></p>
<p><b>COOL DOWN</b></p>	<p>Activities to reduce heart rate, static stretching &amp; review session. <b>Time: 5-10 Minutes</b></p>	